

# LESSON 2 TALK ABOUT YOUR FAMILY



SARAH GOLD


@SarahG

Having a great time at the conference. I'm learning so much about my co-workers.




## 1 VOCABULARY Life events


**A** 01-08 Listen. Then listen and repeat.



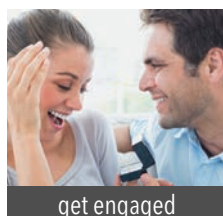
lose a job



quit a job



start a business



get engaged




graduate from college




apply to graduate school




change careers



adopt a pet



have a baby



get a certificate

**B** Look at the life events in 1A. Put the events into the groups below.

School	Career	Personal
	lose a job	

**C PAIRS** Tell your partner about three things from 1A that you or a family member has done.



## 2 GRAMMAR Simple past + when, before, and after

Use *when*, *before*, and *after* to introduce a time clause. Use *when* or *after* to introduce the action that happened first. Use *before* to introduce the action that happened second.

### Affirmative statements

Main clause	Past time clause
They <b>moved</b> to a new house	<b>when</b> they <b>had</b> a baby. ( <i>They had a baby first.</i> )
He <b>took</b> some classes	<b>before</b> he <b>opened</b> the café. ( <i>He opened the café second.</i> )
She <b>went</b> to Kyoto	<b>after</b> she <b>visited</b> Tokyo. ( <i>She visited Tokyo first.</i> )

Yes / No question		Short answers	
Main clause	Past time clause	Affirmative	Negative
Did he <b>take</b> classes	<b>before</b> he <b>opened</b> the café?	Yes, he <b>did</b> .	No, he <b>didn't</b> .

Information question		Answer	
Main clause	Past time clause	Subject	Verb
What did he <b>do</b>	<b>after</b> he lost his job?	He	<b>started</b> a business.

**Note:** The time clause comes after a main clause or at the beginning of the sentence. The meaning does not change. When it is at the beginning of the sentence, put a comma at the end of the clause. **Before** he opened the café, he took some classes.

>> FOR PRACTICE, GO TO PAGE 126



### 3 PRONUNCIATION

- A** ▶01-10 Listen. Notice how we divide the sentences into thought groups. Then listen and repeat.

He took some **clás**ses / before he opened the **café**.

He started his own **busi**ness / after he lost his **job** / a few **months** ago.

- B** ▶01-11 Write a line ( / ) after each thought group. Then listen and check your answers.

1. I was really upset when I heard the news.
2. Did you learn Korean before you moved to Seoul?
3. I applied to graduate school after I quit my job.
4. She studied Italian for a year before she went to Italy.
5. We moved to a house in the country after we had the baby.

- C** **PAIRS** Practice saying the sentences in 3B. Underline the main stress in each thought group.

#### Thought groups

We break long sentences into thought groups. Each thought group has a main stress. We often pause (stop) a little between each group.

### 4 CONVERSATION



- A** ▶01-12 Listen or watch. Put a checkmark (✓) next to the correct name.

	Living with parents	Started a business	Lost his job	Quit his job	Took business classes
Eddie					
Mark					



- B** ▶01-13 Listen or watch. Complete the conversation.



Sarah: How's your brother?

Mario: OK. He **quit his job** \_\_\_\_\_ his office moved.

Sarah: Oh. That's too bad.

Mario: Yeah. He's doing all right. How's your husband?

Sarah: He's great. He **started his own business** \_\_\_\_\_ he took some classes.

Mario: Wow! Good for him.

- C** ▶01-14 Listen and repeat. Then practice with a partner.

- D** **PAIRS** Make new conversations. Use these words or your own ideas. **lost his job** **changed careers**

### 5 TRY IT YOURSELF

- A** **MAKE IT PERSONAL** Think about what your family's been doing. Complete the chart.

	when	
	after	
	before	

- B** **PAIRS** Talk about your family. Ask questions to get more information.

**A:** My sister got engaged after she graduated from college.

**B:** That's great. When is she getting married?

**I CAN TALK ABOUT MY FAMILY.**

