

LESSON 2 DESCRIBE PERSONAL TRAITS



ERIC PARK

@EricP

The people on my project team are from five countries. That's a lot of time zones!



1 VOCABULARY Attitudes

A ▶ 02-08 Listen. Then listen and repeat.




difficult



eager




delighted



proud




willing



determined



afraid



ashamed

B ▶ 02-09 Listen to the descriptions of people's attitudes. Write one word from 1A to match each description.

1. _____
2. _____
3. _____
4. _____
5. _____
6. _____

C **PAIRS** Student A, describe yourself or someone else using one of the words from 1A. Student B, guess the word.

A: I work hard and study a lot.

B: Determined.



2 GRAMMAR Be + adjective + infinitive

Infinitives can follow certain adjectives that describe reactions and feelings.

Subject	Be	Adjective	Infinitive
She	is	eager	to help.
They	are	easy	to work with.
It	is	hard	to reach them.

Notes

- Use adverbs of frequency before adjectives.
*He's **always** eager to help. It's **sometimes** hard to reach them.*
- Use contractions, such as *she's*, *they're*, *it's*, etc., in spoken English and informal writing.

Be careful! Not all adjectives can be followed by an infinitive.

Common adjectives followed by infinitives: *happy, delighted, glad, sad, afraid, ashamed, eager, excited, surprised, shocked, proud, ready, difficult, hard, easy, lucky, willing*

>> FOR PRACTICE, GO TO PAGE 129



3 PRONUNCIATION

- A** ▶02-11 Listen. Notice the number of syllables and the stress. Then listen and repeat.

••	••	•••	•••
eager	afraid	amazing	personal

Syllables and stress

In words with more than one syllable, one syllable is stressed: **ea**ger. The stressed syllable has a clear vowel sound. In adjectives that end in *-ous*, *-ive*, or *-al*, the ending is unstressed and pronounced with a short, weak vowel: pers**o**nal.

- B** ▶02-12 Listen. Write each adjective in the correct column in 3A. Then listen and check your answers.

ashamed	creative	willing	practical
nervous	negative	special	delicious

- C** **PAIRS** Make three sentences using the words in 3A and 3B.

4 CONVERSATION



- A** ▶02-13 Listen or watch. Circle T for *True* and F for *False*. Correct the false statements.

- | | | |
|---|---|---|
| 1. Eric and Min-ji are talking about a new product. | T | F |
| 2. Eric enjoys working with Lucas because he is a talented illustrator. | T | F |
| 3. Eric isn't happy with the new freelancers' work. | T | F |
| 4. Eric can talk to the freelancers in Colombia anytime. | T | F |
| 5. It's possible to work at many different locations at TSW Media. | T | F |



- B** ▶02-14 Listen or watch. Complete the conversation.



Min-ji: How's the project going?
 Eric: It's going well! Lucas is a _____ guy. He's always **eager to help**.
 Min-ji: Oh, good. And what are the new freelancers like?
 Eric: They're very _____, and they have a lot of creative ideas.
 Min-ji: I'm happy to hear that. I know the old freelancers were **difficult to work with**.



- C** ▶02-15 Listen and repeat. Then practice with a partner.

- D** **PAIRS** Make new conversations. Use these words or your own ideas.

willing to share ideas
afraid to ask questions

5 TRY IT YOURSELF

- A** **MAKE IT PERSONAL** Think about one of your friends. What is he or she like? Take notes.

- B** **PAIRS** Talk about your friend. Describe his or her personal traits. Ask questions.

A: My friend Beto is great. He's always willing to help me.
 B: Oh yeah? How so?



I CAN DESCRIBE PERSONAL TRAITS.